


grin![®]

for **KIDS**

Friends make you smile!





Meet Flossie and Buddy. They're BFFs (best furry friends) who make each other grin. They're "pawsitively" excited to meow and bark about their two favorite things — friendship and healthy smiles.

ARTICLES

11 The truth about water will bowl you over

If you have pets, you keep their water bowls full. Learn why you need plenty of H₂O, too.

- 6 Your pet project: taking great care of animals' teeth
- 16 Dog blog: fun facts about Buddy's teeth
- 19 Smile with Flossie and Buddy
- 23 Your pals at the dental office

ACTIVITIES

8 Rhyme for a reason

This game is lots of fun. Discover how to keep cavities on the run.

- 4 Brush up on your brushing facts
- 10 When should I wear my mouth guard?
- 12 Shop for your smile
- 18 Teeth wisdom
- 20 Make a BFF


ARTS & CRAFTS

15 Craft corner: friendship bracelets

It's easy to make this colorful gift. See how easy it is to make your friends smile, too.


- 5 Track your lost teeth
- 9 It's wise to exercise
- 14 Mouth-friendly recipe: Buddy's peanut butter berry pops
- 17 Experiment: the acid test
- 21 Share smiles with friendship cards

Chuckle corner



What has teeth but cannot chew?

A comb!



What does a mouse use to floss its teeth?

String cheese!



What happens when it rains cats and dogs?

You could step in a poodle.



Brush up on your brushing facts

Flossie loves to be brushed. It makes her purr. She loves to brush her teeth, too. That way they stay in great shape for munching on cat treats. Yum. Yum. Show how much you know about brushing your teeth by picking the “purr-fect” answers to these questions. Then check out the answers at the bottom of the page to see how you did.

How often should you brush your teeth?

- (A) Only when your breath gets smelly
- (B) Once a day — just in the morning
- (C) Twice a day — especially morning and bedtime

When should you replace your toothbrush?

- (A) About every three months
- (B) When most of the bristles fall off
- (C) Never — keep the same one forever

Which of these are OK to eat or drink after brushing at bedtime?

- (A) Water
- (B) Everything
- (C) Orange juice and peanut butter

Which teeth are the hardest to reach when you brush?

- (A) False teeth
- (B) Incisors in front
- (C) Molars in back

How much toothpaste should you use each time you brush?


- (A) The whole tube
- (B) A dab the size of a pea
- (C) Enough to cover all the bristles

What mineral should your toothpaste have to keep your teeth strong?

- (A) Florida
- (B) Fluoride
- (C) Chloride

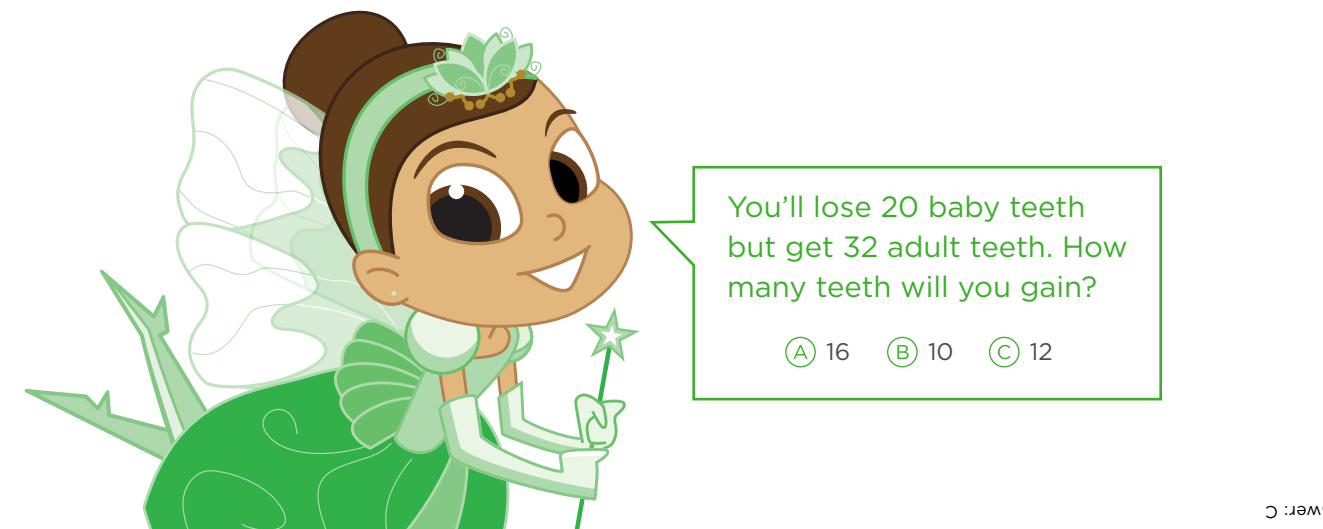
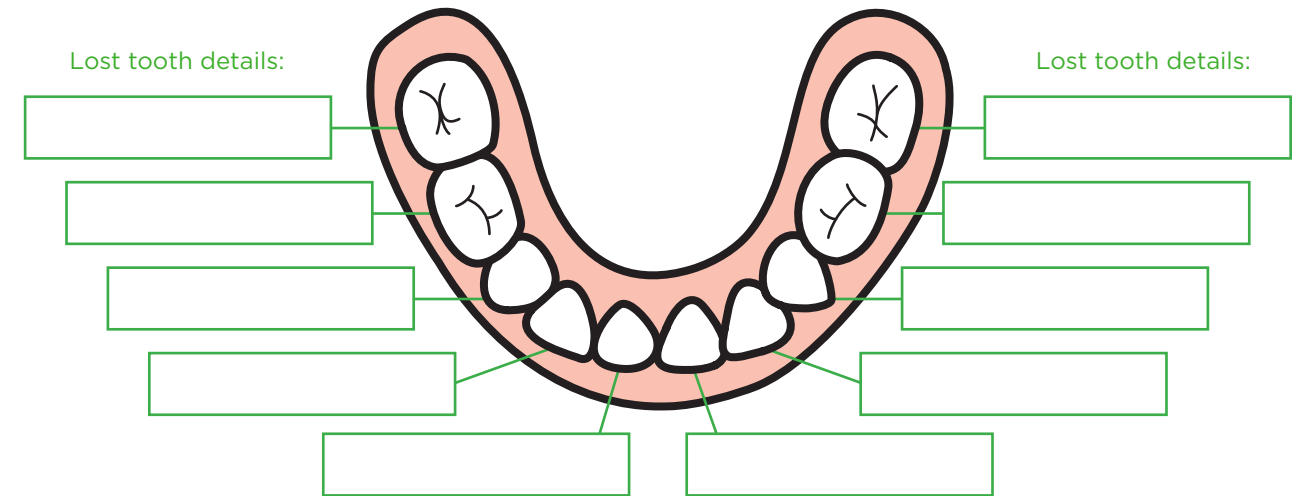
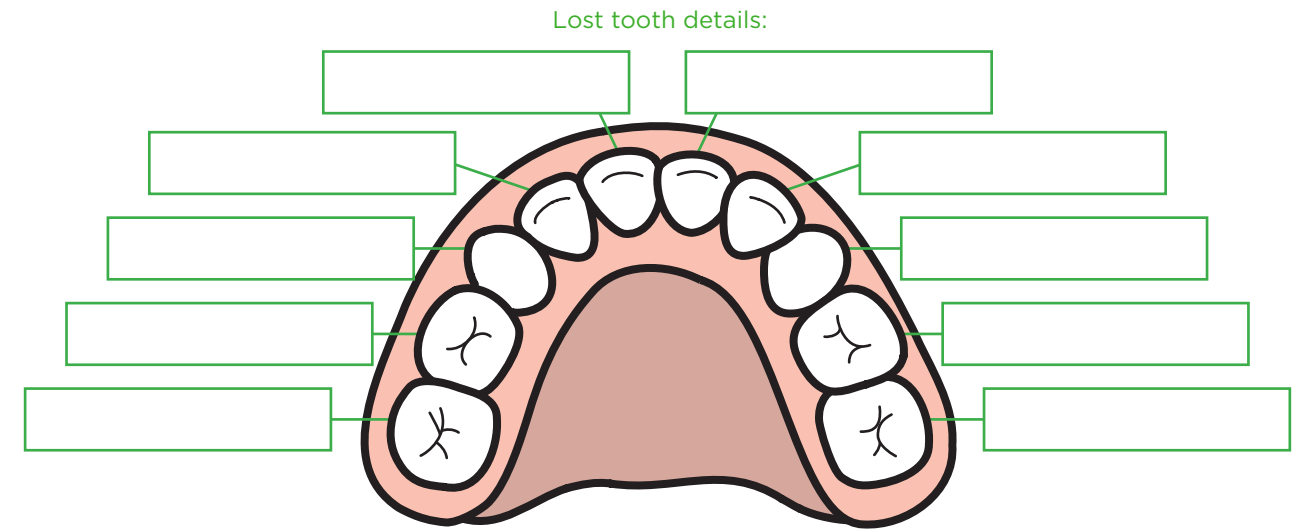
Answers: C, A, A, C, B, B

ACTIVITY



Track your lost teeth

When you lose a tooth, color it on your Tooth Tracker. Write down details like your age and where you lost the tooth.



Answer: C


ARTS & CRAFTS

YOUR PET PROJECT:

taking great care of animals' teeth


Here's a great way to be a good friend to pets: Help them keep their teeth healthy. Pet owners should always talk to their veterinarians (vets for short) about the best way to care for their furry (and non-furry) best friends. Here's what Buddy, Flossie and their pals want you to know about their smiles!

BUDDY




My teeth get brushed regularly. But only with dog toothpaste, because human toothpaste isn't good for me. I have dog treats and chews that help clean my teeth, too. Just like you can clean your teeth by eating crunchy apples and carrots. And I can get my teeth cleaned by the vet, just like you get yours cleaned at the dentist's office.

BUNNINGTON



I don't have to brush my teeth. They keep growing fast and I wear them back down by chewing hay, grass, twigs and leafy vegetables. A grown-up checks my teeth regularly to make sure they are straight, white and not too long or sharp. If anything looks wrong, it's time for me to visit the vet.

GOLDIE



Believe it or not, I have teeth in the back of my throat. They grind up food so I can swallow it. And when I lose a tooth, I just grow a new one! You couldn't brush my teeth if you tried. Keep my tank clean and feed me healthy fish food so things will go swimmingly.

FLOSSIE



My teeth get brushed, too, with a special brush and toothpaste. No human toothpaste for me, please! I love the fishy flavor of cat toothpaste! Just like Buddy, I eat treats that help clean my teeth. The vet also checks my teeth and lets me know if I need a cleaning. I love being clean!

Guess what? I don't have any teeth! But I do have to keep my mouth healthy. I can get sick with something called "mouth rot." That's why I eat fruits, vegetables and meat, and drink fresh water. It keeps me moving. Slowly. LOL!

TIPTOE




My front teeth never stop growing! If they get too long, it could make it hard for me to eat. And I love to eat! That's why I need soft, wooden chew toys. They keep my teeth from getting too long. Pretty cool, huh? I need healthy food, just like you. Fresh fruits and veggies, pellet food and water are my favorites.

HAMMY



Don't forget to be a good friend to your own smile!



Brush twice a day with fluoride toothpaste for two minutes each time.



Make sure you brush those teeth way in the back, too.



Listen to a song while you brush to make sure you've brushed long enough.



Floss between your teeth every day.




See your dentist regularly for a checkup and cleaning.



Wear a mouth guard for sports and activities.



Choose healthy foods and drinks.



A cavity is a hole in your tooth. Cavities can cause pain and make it hard to eat your favorite foods. That's "ruff!"

Rhyme for a reason

Buddy has made up some rhymes that will help you learn how to keep cavities away. You just need to fill in the last word. Check the answers below to see if you rhymed right.

I've gone to the vet since I was a pup.

And you visit the dentist for a _____.



Cavities are caused by tooth decay.

So, make sure to brush twice a _____.



I show those cavities who is boss.

Every day I use my _____.



Here's a tip. I think you should try it.

Don't have too much sugar as part of your _____.



Get a kind that you like to taste.

And make sure there's fluoride in your _____.



They taste good and clean your teeth to boot.

Eat lots of crunchy veggies and _____.



Answers: checkup, day, floss, diet, toothpaste, fruit

ACTIVITY

It's wise to exercise

Exercise is good for kids *and* animals. It helps build strong bones and muscles. It can make you happier. And it may even prevent problems that could hurt your smile. So, join your friends and enjoy the great outdoors!



Color Flossie and Buddy!

ARTS & CRAFTS

When should I wear my mouth guard?


A mouth guard is a plastic piece that fits in your mouth and around your teeth to help protect them. It also helps keep your gums and lips safe. Maybe you've seen football players wear mouth guards. But it's not just for football. Wear a mouth guard when playing any sports or activities like the ones below.

Baseball	Gymnastics	Skateboarding	Softball
Basketball	Hockey	Skating	Volleyball
Biking	Karate	Soccer	Wrestling

Now find and circle those sports and activities in this word find game. Look up, down, forward and on the diagonal. Cross each one out on the list as you find them.


C L T Q T L S G O D V S S B K P N S E Z
 R D L U I G P M H O C K E Y J H B J B Z
 Y M A X S K A T I N G B I T G O A C I N
 S K A T E B O A R D I N G D U T S Z K X
 E G H B T T I R T B O N N C S U E G I K
 F L Y J X B K E O H K D M A P H B W N H
 S O Z M B A S K E T B A L L W O A W G F
 O S W G N A L B D N U O C T R M L K L M
 F K O Y F A J S Y P X D J X E S L G W A
 T A R C S P S R L O L L U A S D W I F A
 B R T P C Z Q T Q C N U W F T R N A V K
 A A X X P E P K I W J N E R L J O P E S
 L T U H X D R W Q C Y X B H I F I S I E
 L E Z F O X G X Z V S G V E N K U Q X Q
 B M V O L L E Y B A L L U T G J S F B S

ACTIVITY



The truth about water will bowl you over

If you have a pet, you should always make sure their water bowl is full. Water helps keep animals healthy. Well, guess what? You need lots of water, too! Water — also known as H₂O — is good for your body, helps you think and has a lot of benefits for your teeth.



ARTICLE



Some water contains fluoride, nature's cavity fighter.

Fluoride is a mineral that makes your teeth strong and helps you fight cavities! Many towns help people get fluoride by adding it to the tap water that comes from a faucet.



Water has no sugar.

Unlike so many other drinks, water has no cavity-causing sugar.



You can make water yummy.

You should drink five to eight cups of water a day. Try these ideas to make it tastier to drink:

- Add fresh berries, cucumbers, watermelon or mint for extra flavor.
- Freeze fruit inside ice cubes and add to your water. Or try using frozen fruit instead of ice cubes! It looks really cool, too!



Water fights cavities in even more ways.

Drink plenty of water. It washes away food after you eat and keeps your mouth from getting dry. That's two more ways water fights cavities!

Shop for your smile

Let's pretend we're buying products for a healthy smile. Your friends Buddy and Flossie will help you decide what's best to put in your imaginary cart. Watch out, though! Some things aren't so good for your teeth.

Here's what you need

2 or more players



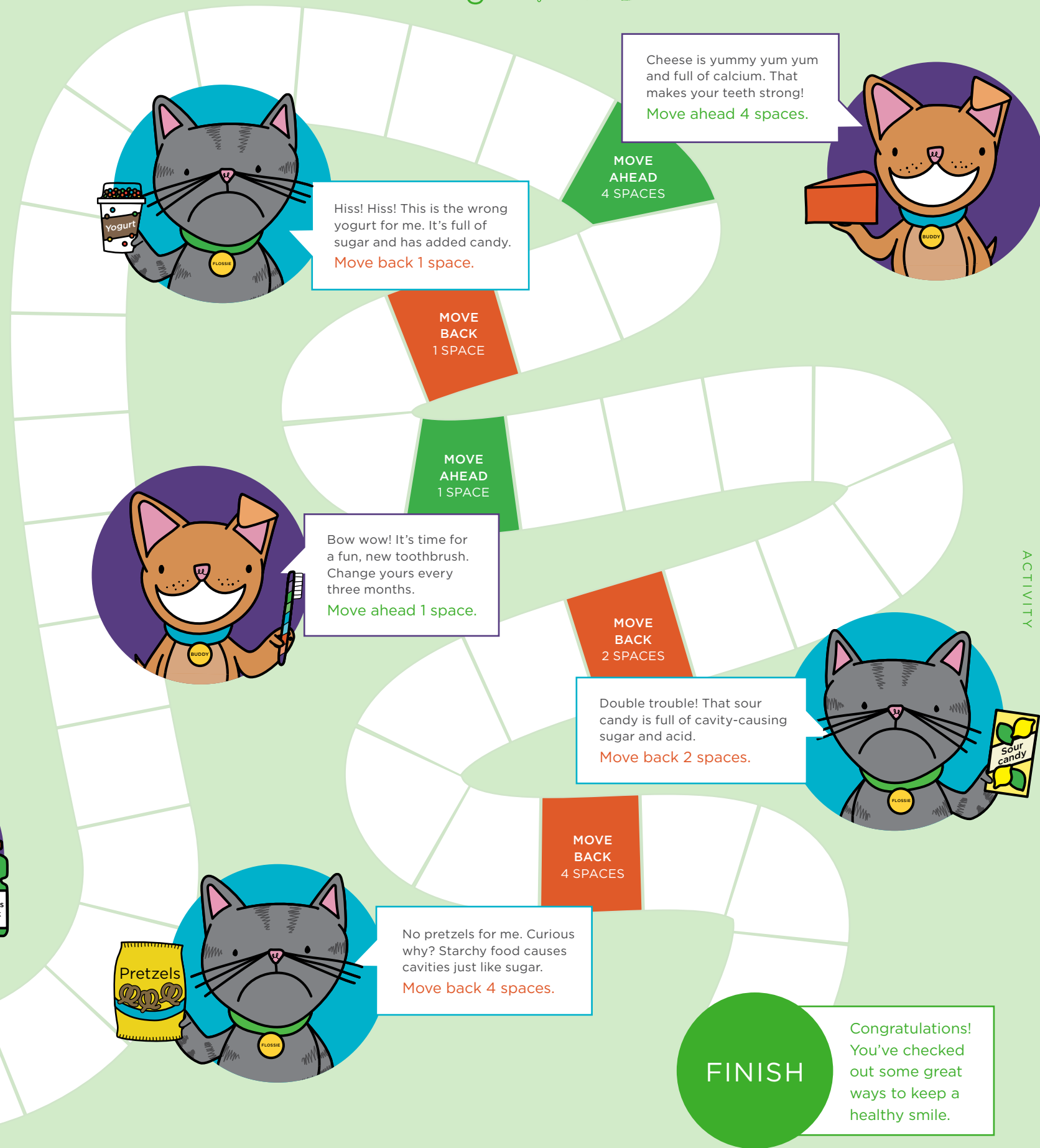
1 die



Game pieces from another game or coins (1 per player) to mark your place

Here's how to play

Take turns rolling the die. Move that number of spaces forward. If you land on a space with a product, you'll be told to move forward or backward. The first one to check out wins!




ACTIVITY

ACTIVITY

MOUTH-FRIENDLY RECIPE:

Buddy's peanut butter berry pops

Buddy wants to share his favorite snack recipe with you. These treats are easy to make and are good for kids and dogs alike! The plain yogurt, fruit, milk and peanuts are all good for your smile. Buddy is drooling just thinking about them!



Pets and kids should only eat treats once in a while. That's why they're called treats! Always have a grown-up check to make sure anything you feed a pet is safe for them. Don't give dogs anything that has xylitol, also known as birch sugar. It's like poison to us dogs.

Here's what you need

- A grown-up to help
- Blender 
- Ice cube tray 
- Wooden ice pop sticks 
- 1 cup plain low-sugar yogurt 
- 1/2 cup bananas 
- 1/2 cup peanut butter 
- 1/2 cup blueberries 
- 1/2 cup milk 
- 2 tablespoons honey 

Here's how to make it

- 1 Mix the yogurt, bananas, peanut butter and blueberries in a blender.
- 2 Add the milk and honey and blend well.
- 3 Pour the mixture into an ice cube tray.
- 4 Place ice pop sticks in each cube.
- 5 Freeze for 3 hours.
- 6 Pop them out of the ice cube tray and enjoy!

CRAFT CORNER:



friendship bracelets make for strong ties

Flossie loves string. And she loves Buddy. So, she's making cool matching friendship bracelets. Won't Buddy be surprised?! Now you can make these bracelets to help your friends smile.

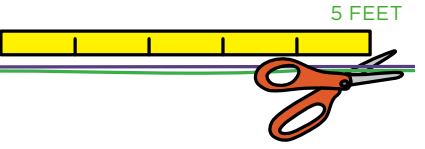



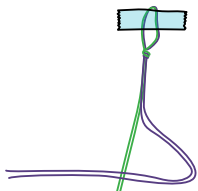
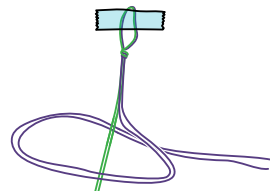



They're fun and easy to make. And they don't take much time or many supplies. Start crafting now and enjoy even stronger friendships.



Here's what you need

- A grown-up to help
- 5-foot-long pieces of embroidery thread or yarn in your two favorite colors 
- Tape 

Here's how to make it

- 1  Cut two strands of thread or yarn into 5-foot-long pieces.
- 2  Holding two strands together, fold them in half.
- 3  Tie a knot near the top of the fold to make a loop.
- 4  Secure the loop with tape to a table or board. Both strands of color 1 should be on the left, and both strands of color 2 should be on the right.
- 5  Holding both strands of color 1, move both strands of color 2 over color 1, making a backward 4-shape.
- 6  From the underside of the 4-shape, pull the end of color 2 through the loop. Pull tight to create a knot.
- 7  Alternating colors, repeat steps 5 and 6 until the bracelet is long enough to fit around your wrist.
- 8  Tie all strands into one knot to hold in place.
- 9  Loop the end of the knot you just made through the top loop to secure the bracelet to your wrist. Cut excess thread.

Dog blog: fun facts about Buddy's teeth

Hi! It's me, Buddy. We've talked a lot about your teeth. Do you want to know more about mine?



When I was little, I had puppy teeth, just like you have baby teeth.

I lost my puppy teeth and had all of my adult doggie teeth by the time I was 7 months old. That was fast!

I don't eat much sugar, so I probably won't get as many cavities as most people do.

I have **42**
ADULT TEETH.

That's 12 more than Flossie! She has 30 adult cat teeth.

I don't have smelly "doggie breath." But if I had bad breath, it could be a sign of gum disease.

I like to chew on safe chew toys. Chewing on hard things can crack my teeth. Ouch!

Your long, pointed teeth are called canines because they look like a dog's fangs. Mine are just longer and sharper than yours!

EXPERIMENT:

the acid test

Flossie says eating lemons makes her a sourpuss. Ha! Ha! Lemons are not only sour but they're full of acid. Just like sugar, acid can harm your smile. Acid wears away the hard part of your teeth — known as enamel. You know what that could mean? You could get one of those nasty cavities.

This experiment helps you discover which foods have a lot of acid. It's fun, safe and easy to do.

Here's what you need

- A grown-up to help
- Water



- Red cabbage



- Strainer or coffee filter



- Large bowl




- 3 small bowls



- Blender



- Lime, orange and melon (feel free to try other foods)




Here's how to do the experiment

- 1 Blend two cabbage leaves and two cups of water for 30 seconds.
- 2 Pour the mixture through the strainer or coffee filter into the large bowl.
- 3 Pour the mixture from the large bowl into three small bowls.
- 4 Put a different small piece of fruit, or juice from the fruit, in each of the bowls.
- 5 If the food is acidic, the liquid will turn pink or red.
- 6 Write down your results. Feel free to test other foods or liquids.


Make a BFF

Aren't you glad you met your new fun furry friends, Flossie and Buddy? You can make even more friends when you give animals a helping hand. Flossie and Buddy made a helpful list.



Adopt a pet from an animal shelter.

If your family decides to get a pet, there are many loveable animals waiting for their "fur-ever" homes at local animal shelters.



Volunteer with a grown-up at an animal shelter.

This is a fun way to get to know more animals and help them out at the same time.




Raise money for an animal shelter.

Try holding a car wash or yard sale. Then donate the money to an animal shelter. If you have some extra allowance, consider adding it to the donation.



Start a donation drive.

Find out what items your local animal shelter needs. Then ask a grown-up to help you collect donations.



Can I pet your dog?

ALWAYS be kind to animals!

When you meet a new furry friend, ask a grown-up first before you pet it.

Now it's time to put on your thinking caps.
Write down your ideas for spreading smiles by helping animals:

Handwriting lines for writing ideas.

Share smiles with friendship cards

Cut out and give these cards to your friends. They're sure to smile when they receive a card!

Top Left Card (Green background): Buddy the dog is holding a hot dog. A speech bubble says: "Hot dog! I'm lucky to have a friend like you."

Top Right Card (Blue background): Flossie the cat is waving. A speech bubble says: "Thanks 'fur' being my friend!"

Bottom Left Card (Purple background): Flossie the cat is standing with her paws up. A speech bubble says: "I'm telling you how much I like you right 'meow.'"

Bottom Right Card (Orange background): Buddy the dog is holding a ball. A speech bubble says: "I'm having a ball being your friend."



Show your friends how important they are to you

Remember to sign the card and write a special message before you give it away.

To _____
From _____

Your special message:



To _____
From _____

Your special message:



To _____
From _____

Your special message:



To _____
From _____

Your special message:



Your pals at the dental office

Have you heard that dogs are people's best friends? Buddy says it's true! You'll also find great friends at your dentist's office. Visit them regularly. Here's what these friendly people do to help keep your smile healthy.



Dental hygienist

- Takes X-rays of your mouth.
- Looks for problems with your teeth and gums.
- Cleans your teeth to help prevent cavities. Talk about a good idea!



Dentist

- Finds and fixes any problems with your teeth.
- Talks to you about taking good care of your teeth.
- Helps prevent problems before they happen. That's pretty amazing!

The people at the dentist's office are here to help you. They work with kids all the time, so they know how to keep you comfortable. They will let you know what to expect. And they are happy to answer your questions.

Here are some other ways to be more comfortable when you visit the dentist:




Ask a grown-up if you can bring a toy or music with you.



Your dental office may have a TV or movie to watch. (Buddy likes videos with dogs and cats!)



A few dental offices even have therapy dogs to pet. That makes everyone feel good.



When you visit your pals at the dentist's office: Sit. Stay. Good boys and girls!

